



Portrait® IPN® and Bioform® IPN®

Mould Chart

Superior Premium Denture Teeth

For dental professionals and laboratories



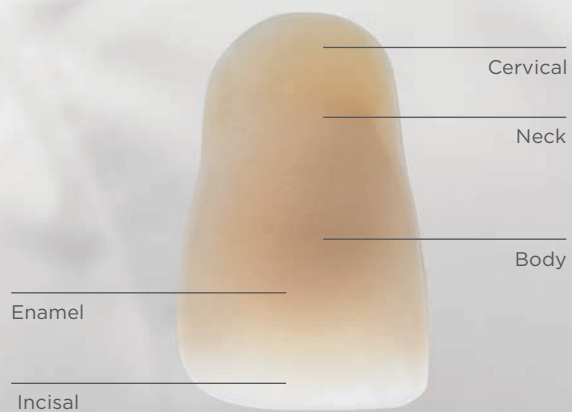
Build Pride With Portrait® IPN® and Bioform® IPN® Denture Teeth



Portrait IPN teeth deliver unique shade blending and youthful aesthetics. Each anterior tooth provides three shaded layers of IPN material creating five, distinct aesthetic zones with natural translucency and well-defined mamelons.



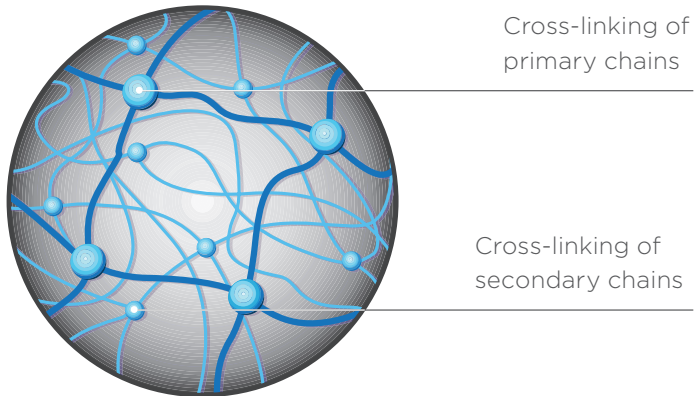
Bioform IPN teeth mimic a healthy, natural tooth. Anterior teeth feature all the anatomical details with subtle translucency and mamelons so important for a mature, lifelike appearance.



Over three decades of IPN[®] material performance

Unrivaled performance since 1981, unmatched tooth variety and selection, and unparalleled protection of the industry's broadest tooth warranty – those are just a few of the reasons why countless dental professionals trust Dentsply Sirona IPN teeth to satisfy their patients.

IPN Structure



Homogenous three-dimensional structure and cross-linking of primary and secondary molecular chains

IPN Characteristics

Inter-penetrating polymer network. Highly cross-linked copolymers, free from inorganic fillers, give this material its superior properties:

- **For full, partial, and implant supported dentures**
- **Excellent abrasion resistance**
- **Excellent colour stability**
- **Maximum bond strength**

The result: high-quality, long-lasting denture teeth.

Two Shade Systems

The Bioform[®] Mould System is offered in two distinct IPN brands, each in separate shade systems providing significant aesthetic advantages.

Portrait[®] IPN[®]

Portrait IPN teeth are available in all 16 A-D* shade designations, the most popular “Base 8” Bioform shades as well as three bleach shades.



Bioform[®] IPN[®]

Bioform IPN teeth feature the 24 shades from the Bioform shade guide, one of the most popular in removable prosthodontics.



* The A1-D4 designations correspond to the VITA classical A1-D4* shade guide which is meant to be a guide, not a match. VITA classical A1-D4 is a registered trademark of VITA Zahnfabrik H. Rauter GmbH & Co.

The ATS Mould Classification System


Anatoform Trubyte® System (ATS)

A legacy from which to learn, the Anatoform and Trubyte Systems revolutionized prosthetic dentistry over 100 years ago. In 1913, the Dentists Supply Company of New York, known today as Dentsply Sirona, brought together the two leading pioneers of prosthetic dentistry, Dr. Leon Williams and Dr. Alfred Gysi. Dr. Williams discovered and developed the harmony between facial forms and anterior teeth. Dr. Gysi pioneered posterior tooth forms and denture occlusion in harmony with the temporomandibular joint. The collaboration of Dr. Williams and Dr. Gysi resulted in the creation of the Anatoform technique in Europe and the Trubyte technique in America. The system developed by these pioneers continues to influence prosthetic dentistry through Dentsply Sirona's Anatoform Trubyte System (ATS).

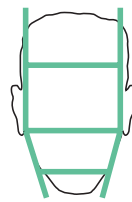
From the foundational work of Dr. Williams and Dr. Gysi, Dentsply Sirona continues to build upon the harmonious anatomical tooth designs and time-tested functional performance of the ATS. Dentsply Sirona is developing new materials and new technologies that are leading prosthetic dentistry to better, faster, safer solutions for technicians, clinicians, and patients.

This mould chart will guide you through the selection of the ideal anatomical tooth for your patient, based upon the ATS philosophy. The harmony of anatomical form and function is provided in this mould chart through seven anterior tooth facial forms, and seven functional occlusal angle families.

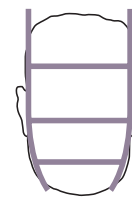
7 Basic Facial Forms:



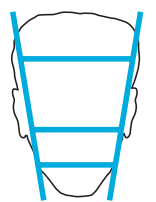
Square




Square Tapering




Square Ovoid




Tapering



Tapering Ovoid



Ovoid



Square Tapering Ovoid

Poor Ridge



Flat Plane



Non-Anatomical

Average Ridge



Modified Cusp



Semi-Anatomical

Good Ridge



Deep Cusp



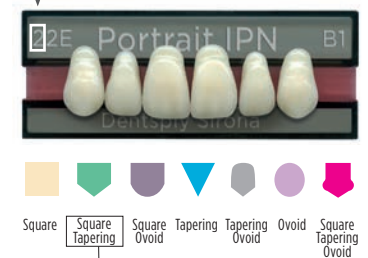
Anatomical

Steps to identify and select anterior moulds

1. First number: Classification

Using the facial form classification shown on page 4, select the number from 1 to 7 that best represents the patient. The number selected is the first character of the mould identification number, located in the upper left corner of the tooth card.

1. Square
2. Square Tapering
3. Square Ovoid
4. Tapering
5. Tapering Ovoid
6. Ovoid
7. Square Tapering Ovoid

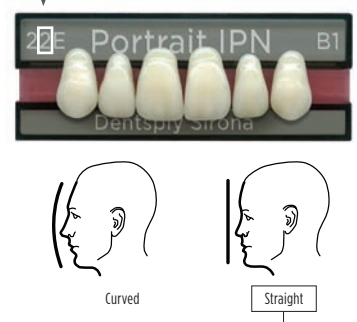


2. Second number: Proportion & Contour

Using a flat device such as the Dentsply Sirona Tooth Indicator (#98981), select the number from 1 to 6 that represents both the proportion of the tooth (long, medium or short) as well as the facial contour (straight or curved).

The number selected is the second character of the mould identification number.

- | Proportion of the Tooth | Facial Contour |
|-------------------------|----------------|
| 1. Long | Straight |
| 2. Medium | Straight |
| 3. Short | Straight |
| 4. Long | Curved |
| 5. Medium | Curved |
| 6. Short | Curved |



3. Letter: Width of Upper Six Anterior Teeth on Curve

Using the Dentsply Sirona MM Ruler (Part #3496), measure the width of the upper six anterior teeth on the curve, from distal to distal. The measurement will fall into one of the ranges identified with the letters B through J.

The letter selected is the third character of the mould identification number.

- B. less than 44.00 mm
- C. 44.00 to 45.50 mm
- D. 45.50 to 48.00 mm
- E. 48.00 to 49.00 mm
- F_x. 49.00 to 51.50 mm
- G. 51.50 to 54.00 mm
- H. 54.00 to 56.00 mm
- J. 56.00 mm or greater



Some moulds may vary from this standard. Please consult mould chart dimensions.

Tables

The following chart provides a simple reference between several brands of anterior teeth and VITA® shades. Shade matching is best done with a color corrected fluorescent light having a Color Rendering Index above 90 or in natural daylight. This type of light source was used in our developmental research. For a variety of technical reasons, such as viewing and illuminating conditions, the perception of the shade match may vary. Due to distinctive blend and shade characteristics of each brand of teeth, exact comparisons are not possible.

IPN® Shade Conversion Table
Shade Correlation

PORTRAIT® IPN®	VITA® CLASSICAL	VITA® 3D-MASTER®	BIOFORM® IPN®
P1	A1	1M1	B51
P2	A2	3R1.5	B53
P3	A3	3M2	B54
P3.5	A3.5	3R2.5	B83
P4	A4	4R1.5	B84
P11	B1	2M1	B59
P12	B2	2M2	B52
P13	B3	2M3	B55
P14	B4	4L2.5	B56
P21	C1	2R1.5	B91
P22	C2	3L1.5, 4M1	B94
P23	C3	4L1.5, 4M2	B95
P24	C4	5M1, 5M2	B96
P32	D2	3M1	B92
P33	D3		B93
P34	D4		B69
P59		1M2	B59
P62		2L1.5	B62
P65			B65
P66		2L2.5, 2R2.5	B66
P67		2M3	B67
P69		3L2.5	B69
P77			B77
P81		4M3, 5M3	B81
PW2*		OM2, OM3	
PW4*		OM1	
PW7*			

* Portrait bleach shades PW2, PW4 and PW7 correlate to Illuminé® i-2, i-4 and i-7 respectively.

The A1-D4 designations correspond to the VITA classical A1-D4® shade guide which is meant to be a guide, not a match. VITA, VITA classical A1-D4, and 3D Master are registered trademarks of VITA Zahnfabrik H. Rauter GmbH & Co.

Bioform® IPN® Anterior Mould/Shade Availability*
Bioform Color-Ordered Shades

Mould No. Upper Anteriors	B51	B52	B53	B54	B55	B56	B59	B62	B63	B65	B66	B67	B69	B77	B81	B83	B84	B85	B91	B92	B93	B94	B95	B96
11H	*	*	*	*	*	*	*	*	*	*	*	*	*	*	*	*	*	*	*	*	*	*	*	*
12E	*	*	*	*	*	*	*	*	*	*	*	*	*	*	*	*	*	*	*	*	*	*	*	*
12F	*	*	*	*	*	*	*	*	*	*	*	*	*	*	*	*	*	*	*	*	*	*	*	*
12G	*	*	*	*	*	*	*	*	*	*	*	*	*	*	*	*	*	*	*	*	*	*	*	*
13D	*	*	*	*	*	*	*	*	*	*	*	*	*	*	*	*	*	*	*	*	*	*	*	*
13E	*	*	*	*	*	*	*	*	*	*	*	*	*	*	*	*	*	*	*	*	*	*	*	*
21C	*	*	*	*	*	*	*	*	*	*	*	*	*	*	*	*	*	*	*	*	*	*	*	*
21D	*	*	*	*	*	*	*	*	*	*	*	*	*	*	*	*	*	*	*	*	*	*	*	*
21F	*	*	*	*	*	*	*	*	*	*	*	*	*	*	*	*	*	*	*	*	*	*	*	*
21J	*	*	*	*	*	*	*	*	*	*	*	*	*	*	*	*	*	*	*	*	*	*	*	*
22E	*	*	*	*	*	*	*	*	*	*	*	*	*	*	*	*	*	*	*	*	*	*	*	*
22G	*	*	*	*	*	*	*	*	*	*	*	*	*	*	*	*	*	*	*	*	*	*	*	*
24F	*	*	*	*	*	*	*	*	*	*	*	*	*	*	*	*	*	*	*	*	*	*	*	*
25G	*	*	*	*	*	*	*	*	*	*	*	*	*	*	*	*	*	*	*	*	*	*	*	*
31F	*	*	*	*	*	*	*	*	*	*	*	*	*	*	*	*	*	*	*	*	*	*	*	*
32E	*	*	*	*	*	*	*	*	*	*	*	*	*	*	*	*	*	*	*	*	*	*	*	*
35E									*	*	*	*	*	*	*	*	*	*	*	*	*	*	*	*
36F									*	*	*	*	*	*	*	*	*	*	*	*	*	*	*	*
42D	*	*	*	*	*	*	*	*	*	*	*	*	*	*	*	*	*	*	*	*	*	*	*	*
42F	*	*	*	*	*	*	*	*	*	*	*	*	*	*	*	*	*	*	*	*	*	*	*	*
42G	*	*	*	*	*	*	*	*	*	*	*	*	*	*	*	*	*	*	*	*	*	*	*	*
43D	*	*	*	*	*	*	*	*	*	*	*	*	*	*	*	*	*	*	*	*	*	*	*	*
43F	*	*	*	*	*	*	*	*	*	*	*	*	*	*	*	*	*	*	*	*	*	*	*	*
45F									*	*	*	*	*	*	*	*	*	*	*	*	*	*	*	*
45H	*	*	*	*	*	*	*	*	*	*	*	*	*	*	*	*	*	*	*	*	*	*	*	*
52C	*	*	*	*	*	*	*	*	*	*	*	*	*	*	*	*	*	*	*	*	*	*	*	*
54F	*	*	*	*	*	*	*	*	*	*	*	*	*	*	*	*	*	*	*	*	*	*	*	*
55D	*	*	*	*	*	*	*	*	*	*	*	*	*	*	*	*	*	*	*	*	*	*	*	*
55F									*	*	*	*	*	*	*	*	*	*	*	*	*	*	*	*
56G									*	*	*	*	*	*	*	*	*	*	*	*	*	*	*	*
62D									*	*	*	*	*	*	*	*	*	*	*	*	*	*	*	*
62E									*	*	*	*	*	*	*	*	*	*	*	*	*	*	*	*
62G	*	*	*	*	*	*	*	*	*	*	*	*	*	*	*	*	*	*	*	*	*	*	*	*
65G									*	*	*	*	*	*	*	*	*	*	*	*	*	*	*	*
65H									*	*	*	*	*	*	*	*	*	*	*	*	*	*	*	*
74E									*	*	*	*	*	*	*	*	*	*	*	*	*	*	*	*
74H	*	*	*	*	*	*	*	*	*	*	*	*	*	*	*	*	*	*	*	*	*	*	*	*
75E	*	*	*	*	*	*	*	*	*	*	*	*	*	*	*	*	*	*	*	*	*	*	*	*
75G									*	*	*	*	*	*	*	*	*	*	*	*	*	*	*	*
76D									*	*	*	*	*	*	*	*	*	*	*	*	*	*	*	*

Lower Anteriors	B51	B52	B53	B54	B55	B56	B59	B62	B63	B65	B66	B67	B69	B77	B81	B83	B84	B85	B91	B92	B93	B94	B95	B96
B																								
C	*	*	*	*	*	*	*	*	*	*	*	*	*	*	*	*	*	*	*	*	*	*	*	*
D	*	*	*	*	*	*	*	*	*	*	*	*	*	*	*	*	*	*	*	*	*	*	*	*
E	*	*	*	*	*	*	*	*	*	*	*	*	*	*	*	*	*	*	*	*	*	*	*	*
F	*	*	*	*	*	*	*	*	*	*	*	*	*	*	*	*	*	*	*	*	*	*	*	*
G									*	*	*	*	*	*	*	*	*	*	*	*	*	*	*	*
H	*	*	*	*	*	*	*	*	*	*	*	*	*	*	*	*	*	*	*	*	*	*	*	*
J									*	*	*	*	*	*	*	*	*	*	*	*	*	*	*	*
L									*	*	*	*	*	*	*	*	*	*	*	*	*	*	*	*
M	*	*	*	*	*	*	*	*	*	*	*	*	*	*	*	*	*	*	*	*	*	*	*	*
N	*	*	*	*	*	*	*	*	*	*	*	*	*	*	*	*	*	*	*	*	*	*	*	*
O									*	*	*	*	*	*	*	*	*	*	*	*	*	*	*	*
P	*	*	*	*	*	*	*	*	*	*	*	*	*	*	*	*	*	*	*	*	*	*	*	*
R	*	*	*	*	*	*	*	*	*	*	*	*	*	*	*	*	*	*	*	*	*	*	*	*
S	*	*	*	*	*	*	*	*	*	*	*	*	*	*	*	*	*	*	*	*	*	*	*	*
U									*	*	*	*	*	*	*	*	*	*	*	*	*	*	*	*
V									*	*	*	*	*	*	*	*	*	*	*	*	*	*	*	*
W									*	*	*	*	*	*	*	*	*	*	*	*	*	*	*	*
X									*	*	*	*	*	*	*	*	*	*	*	*	*	*	*	*
K1	*	*	*	*	*	*	*	*	*	*	*	*	*	*	*	*	*	*	*	*	*	*	*	*

* • Indicates mould/shade combinations which are available

IPN® Mould/Shade Availability Table

Moulds

Shades

<p>Portrait IPN Anteriors</p> <p>Portrait IPN 40°, 33°, 22°, 20°, 10°, 0° Posteriors</p>	<p>All 27 shades of the Portrait IPN Shade Guide:</p> <p>P1, P2, P3, P3.5, P4, P11, P12, P13, P14, P21, P22, P23, P24, P32, P33, P34, P59, P62, P65, P66, P67, P69, P77, P81, PW2, PW4, PW7</p>
<p>Bioform IPN® Anteriors</p> <p>Bioform IPN® 33°, 20°, 10°, and 0° Posteriors</p> <p>Bioform IPN 30°</p>	<p>See Bioform IPN Anterior Mould/Shade Availability on page 6.</p> <p>All 24 shades of the Bioform Shade Guide:</p> <p>B51, B52, B53, B54, B55, B56, B59, B62, B63, B65, B66, B67, B69, B77, B81, B83, B84, B85, B91, B92, B93, B94, B95, B96</p> <p>Only in Bioform Shades B59, B62, B65, B66, B67, B69, B77 and B81</p>

Quick Reference Guide for Mould and Shade Popularity

Shades and Moulds are listed in Order of Preference based on Product Sales

Portrait® IPN® Shade Popularity

P2/A2, P3/A3, P1/A1, P62, P3.5/A3.5, P11/B1, P21/C1, P22/C2, P12/B2

<p>Portrait IPN Anterior Mould Preference</p> <p>Maxillary</p> <p>Small Moulds: 21D, 42D, 55D Medium Moulds: 12E, 22E, 42F, 32E, 13E, 43F Large Moulds: 11H, 45H, 12G, 21X, 21J, 62G</p> <p>Mandibular</p> <p>Small Moulds: F, C, E Medium Moulds: N, H, P, M Large Moulds: S, R, K1, O</p>	<p>Portrait IPN Posterior Mould Preference Per Category</p> <p>Portrait IPN® 0° 632, 630 Portrait IPN® 10° 332, 330, 334, 336 Portrait IPN® 20° 31M, 29M, 33M, 31L Portrait IPN® 22° BioStabil 532 Portrait IPN® 33° 32M, 34M, 30M, 32L Portrait IPN® 40° EuroLine 732</p>
--	---

Bioform® IPN® Shade Popularity

B62, B59, B66, B65, B69, B67, B91

<p>Bioform IPN Anterior Mould Preference</p> <p>Maxillary</p> <p>Small Moulds: 42D, 21D, 21C, 55D Medium Moulds: 12E, 22E, 42G, 42F, 43F, 13E Large Moulds: 11H, 45H, 12G, 21J, 62G, 22G</p> <p>Mandibular</p> <p>Small Moulds: F, C, E Medium Moulds: N, P, H, M Large Moulds: S, R, K1, O</p>	<p>Bioform IPN Posterior Mould Preference Per Category</p> <p>Bioform IPN 0° 431, 429 Bioform IPN 10° 332, 330, 334 Bioform IPN 20° 31M, 29M, 33M, 29L Bioform IPN 30° PT 230M, 233M, 230L Bioform IPN 33° 32M, 34M, 30M, 32L</p>
--	--

IPN® Material: Wear resistant,
long lasting denture teeth!

For full, partial, and implant supported dentures.



Portrait® IPN®

Available in 24 shades and 3 bleach shades

Bioform® IPN®

Available in 24 shades

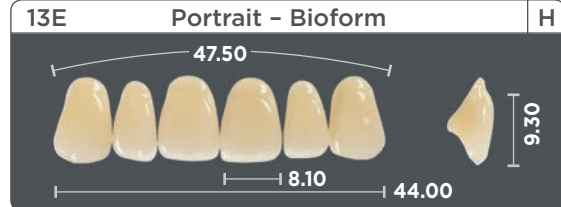
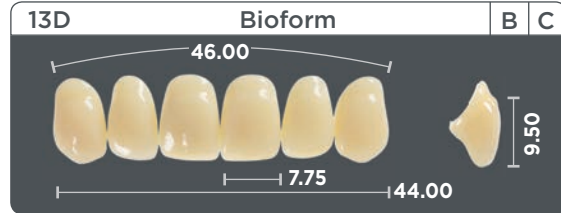
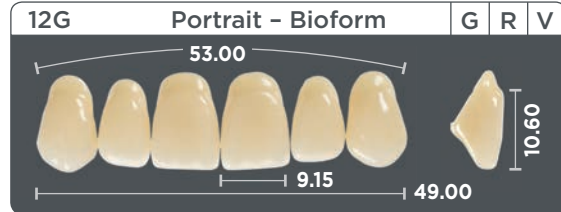
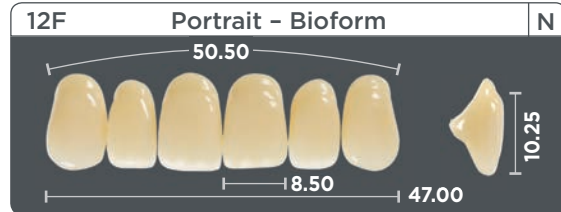
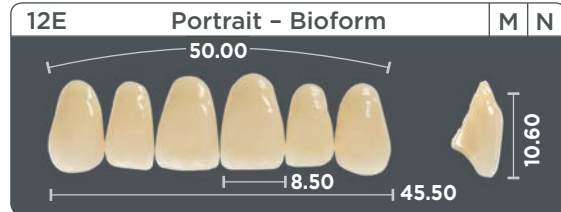
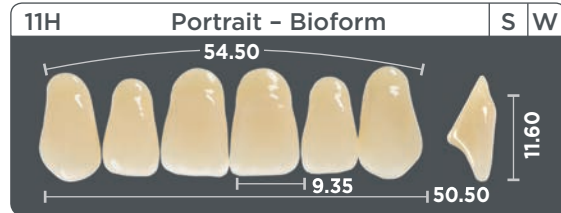
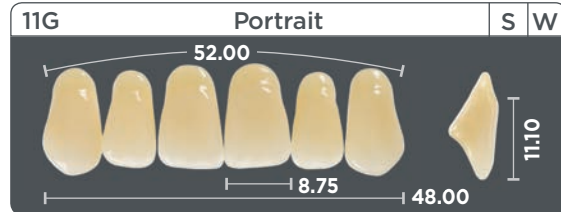
Anteriors Maxillary

All dimensions in mm. Images scaled to size.

ARTICULATION	
KEY	21C Maxillary Anterior C Suggested Mandibular
	Curve / Straight 45.50 / 42.00
	Shades Portrait IPN available in all 24 + 3 shades, Bioform IPN check mould/shade availability on page 19.

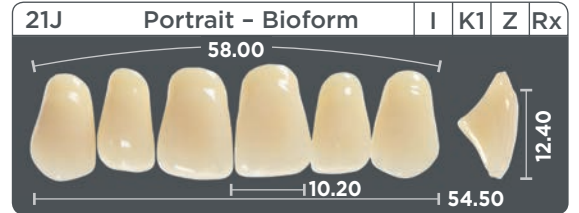
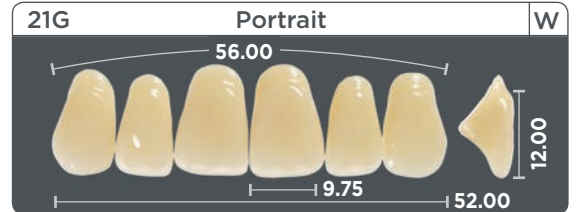
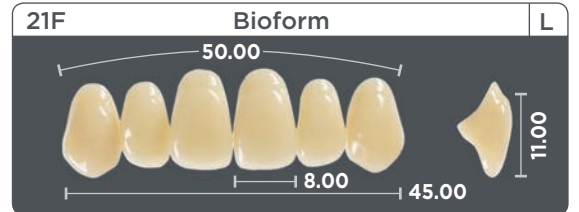
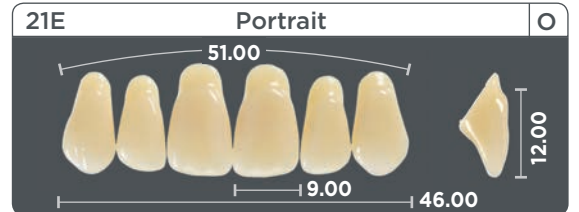
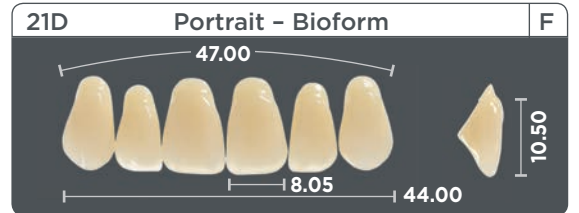
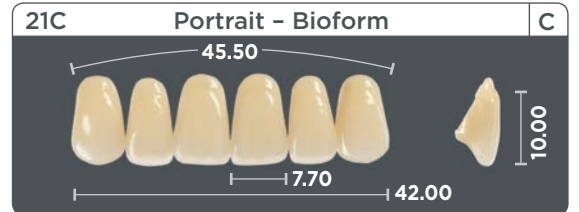
■ Square

Mould No.
(Lower Articulation)



■ Square Tapering

Mould No.
(Lower Articulation)



Portrait® IPN®

Available in 24 shades and 3 bleach shades

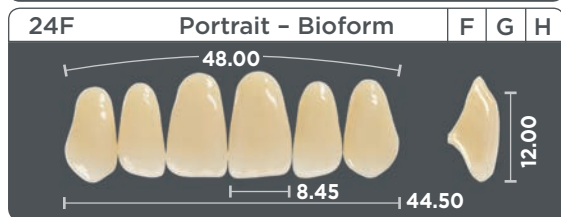
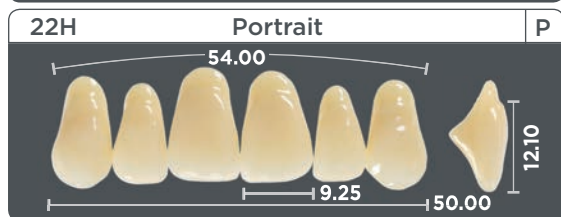
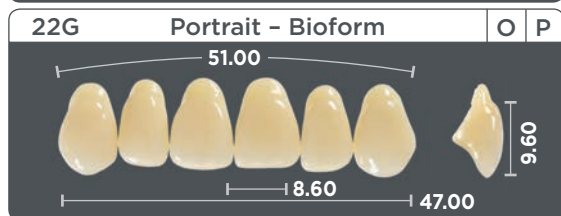
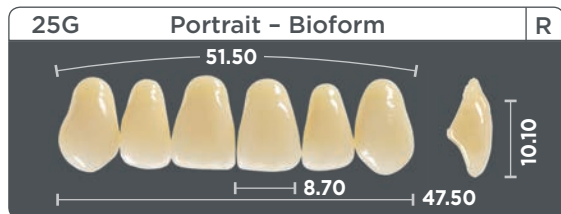
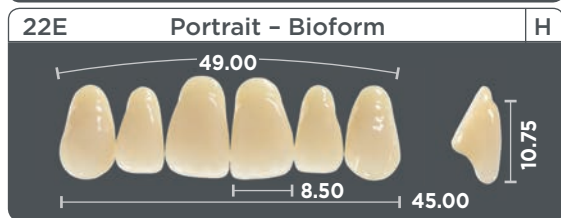
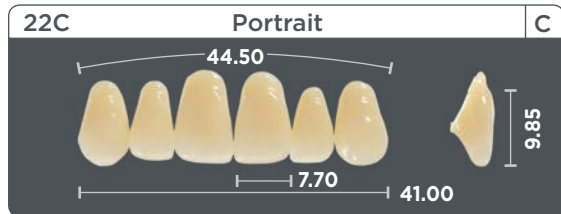
Bioform® IPN®

Available in 24 shades

Anteriors Maxillary

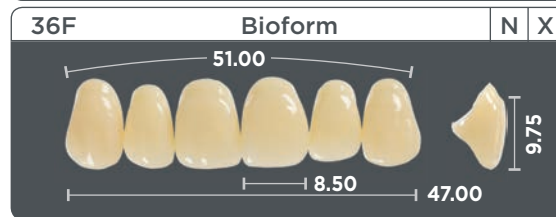
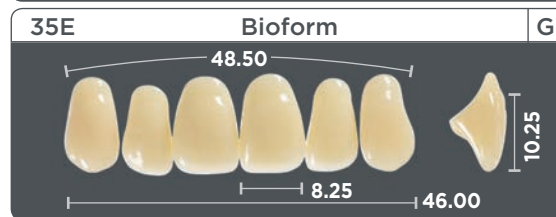
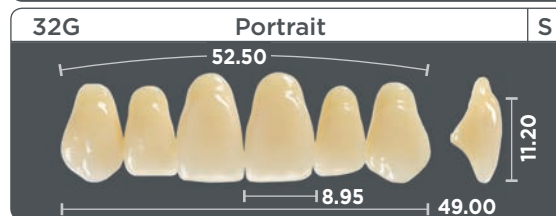
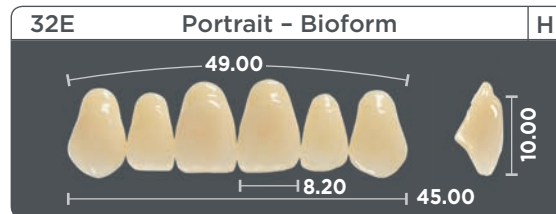
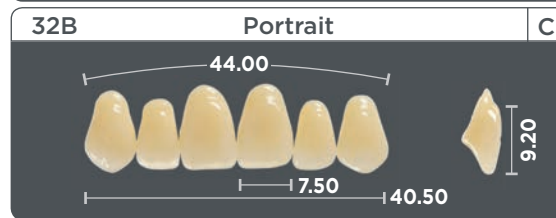
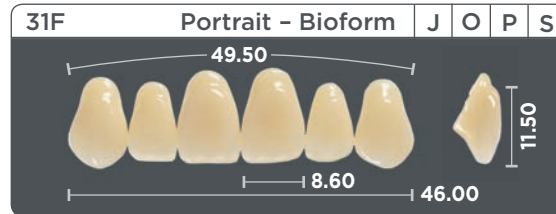
Square Tapering

Mould No.
(Lower Articulation)



Square Ovoid

Mould No.
(Lower Articulation)



ARTICULATION

24F **F G H**
Maxillary Anterior Suggested Mandibular

KEY

Curve / Straight
48.00 / 44.50

Shades

Portrait available in all 24 + 3 shades, Bioform check mould/shade availability on page 19.

Portrait® IPN®

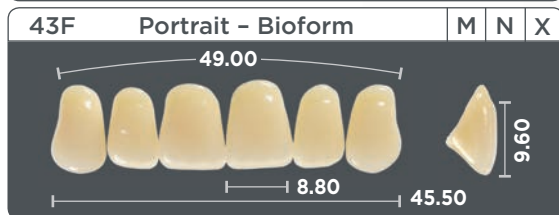
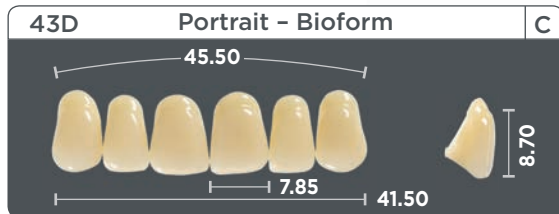
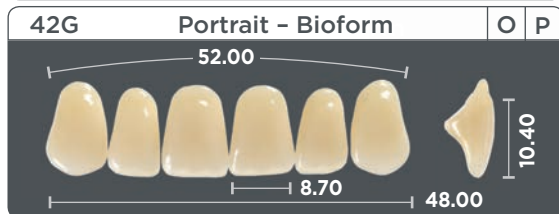
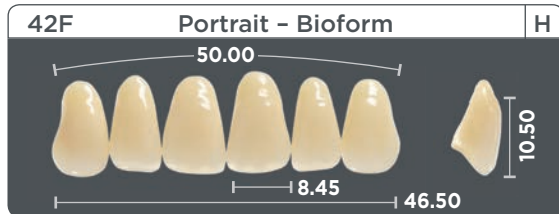
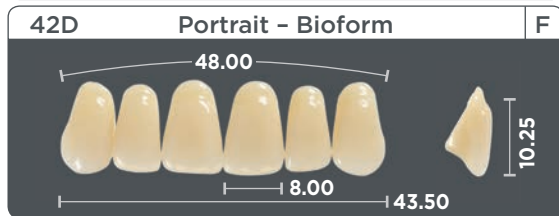
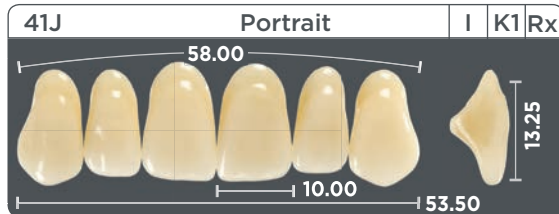
Available in 24 shades and 3 bleach shades

Bioform® IPN®

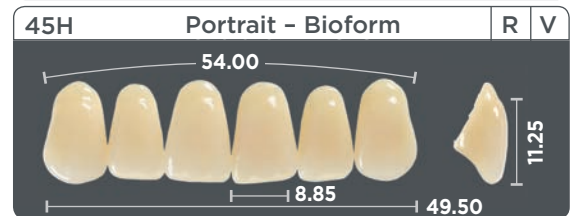
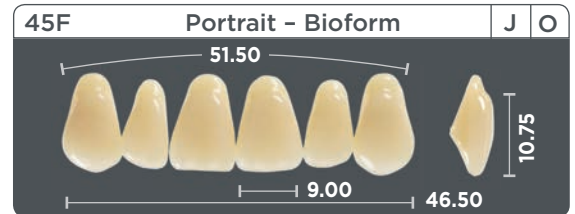
Available in 24 shades

Anteriors Maxillary

▼ Tapering Mould No. (Lower Articulation)



▼ Tapering Mould No. (Lower Articulation)



Portrait® IPN®

Available in 24 shades and 3 bleach shades

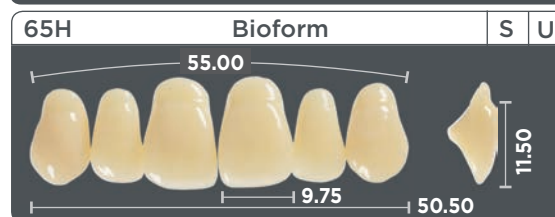
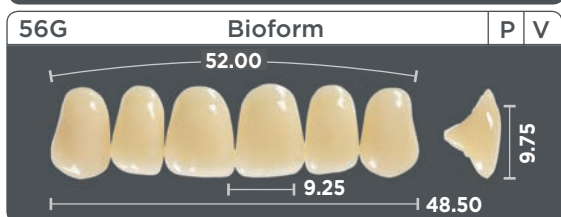
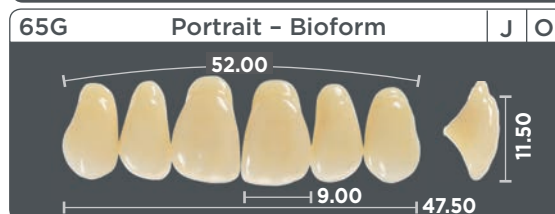
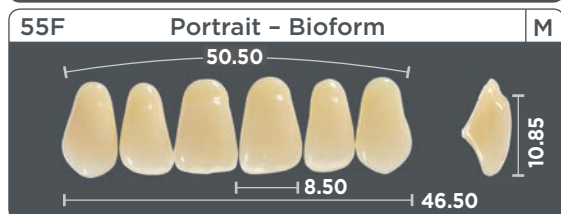
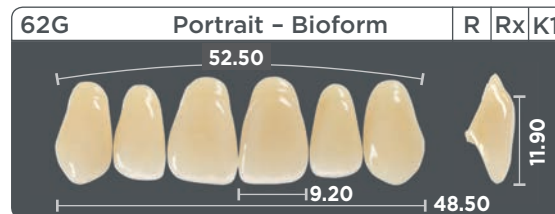
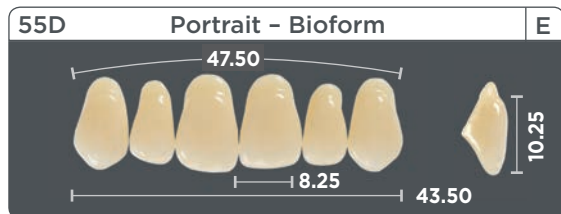
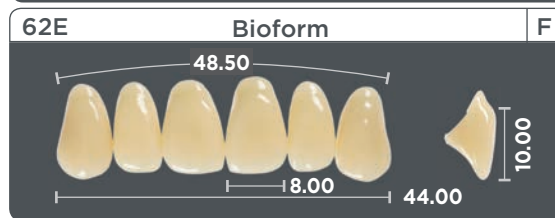
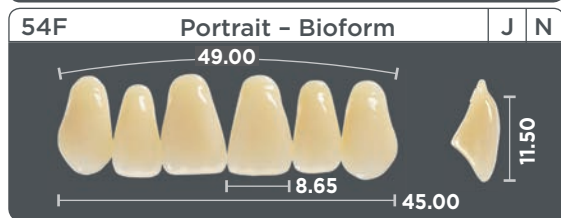
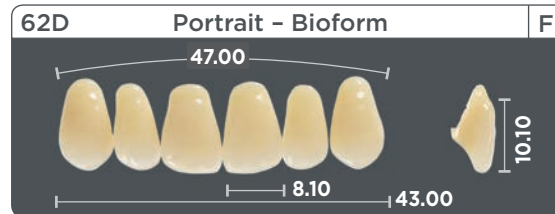
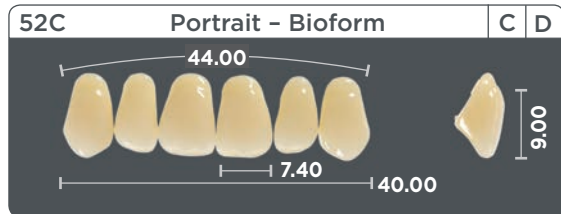
Bioform® IPN®

Available in 24 shades

Anteriors Maxillary

 Tapering Ovoid

 Ovoid



ARTICULATION					
KEY	<table border="0"> <tr> <td style="text-align: center;">56G</td> <td style="text-align: center;">P V</td> </tr> <tr> <td style="text-align: center;">Maxillary Anterior</td> <td style="text-align: center;">Suggested Mandibular</td> </tr> </table>	56G	P V	Maxillary Anterior	Suggested Mandibular
	56G	P V			
	Maxillary Anterior	Suggested Mandibular			
Curve / Straight 52.00 / 48.50					
Shades Portrait IPN available in all 24 + 3 shades, Bioform IPN check mould/shade availability on page 19.					



Portrait® IPN®

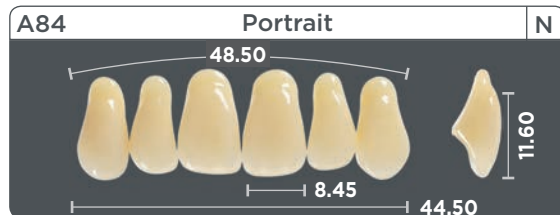
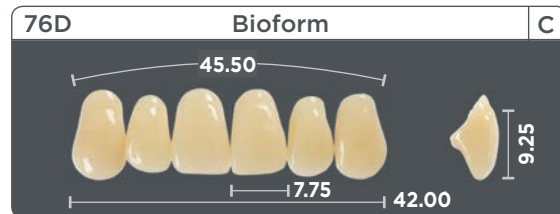
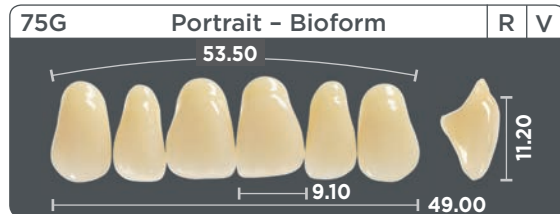
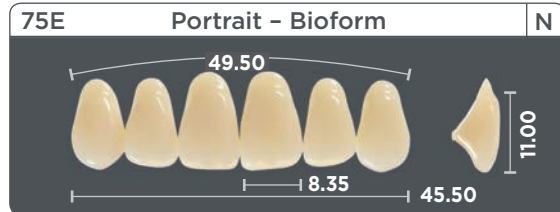
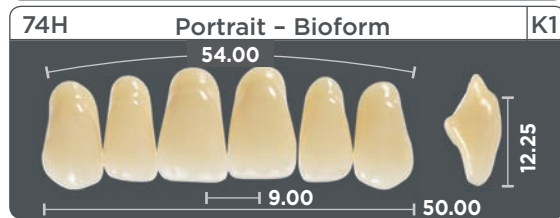
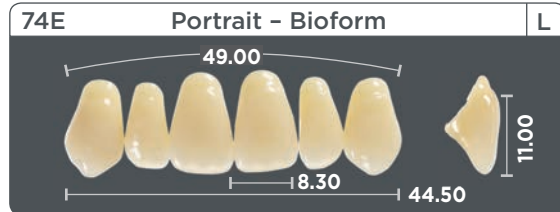
Available in 24 shades and 3 bleach shades

Bioform® IPN®

Available in 24 shades

Anteriors Maxillary

 Square
 Tapering Ovoid



ARTICULATION		
KEY	A84 Maxillary Anterior	N Suggested Mandibular
	Curve / Straight 48.50 / 44.50	
	Shades Portrait IPN available in all 24 + 3 shades, Bioform IPN check mould/shade availability on page 19.	

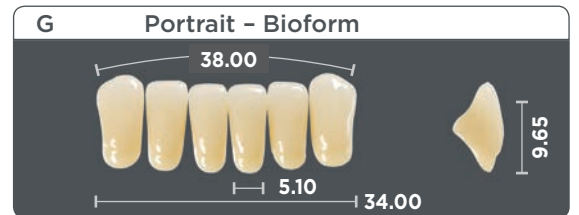
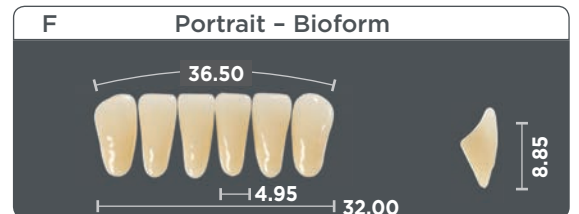
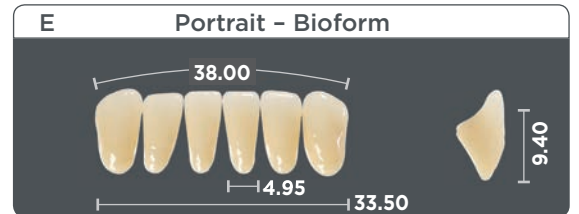
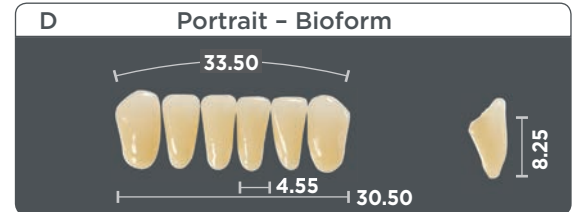
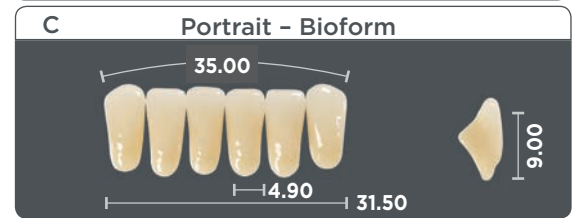
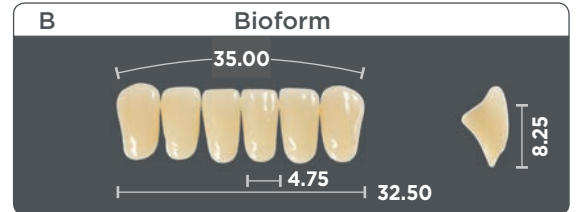
Portrait® IPN®

Available in 24 shades and 3 bleach shades

Bioform® IPN®

Available in 24 shades

Anteriors Mandibular



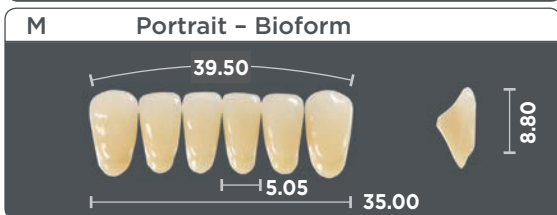
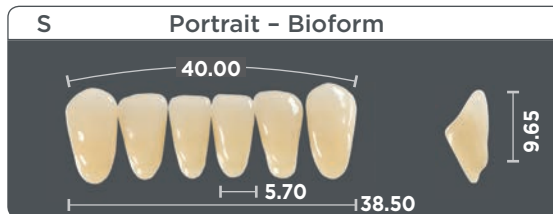
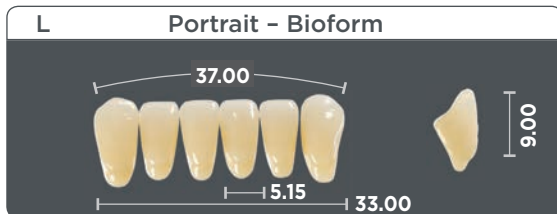
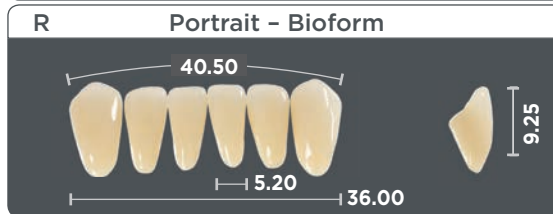
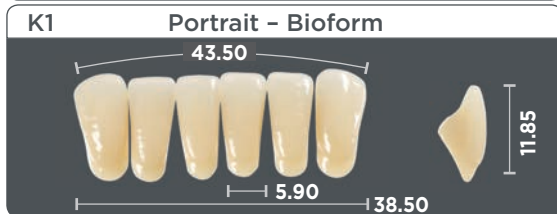
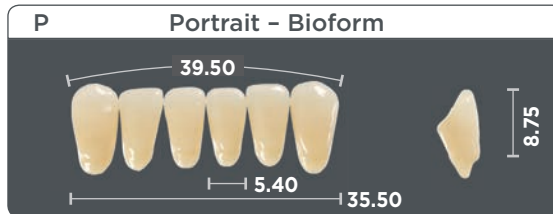
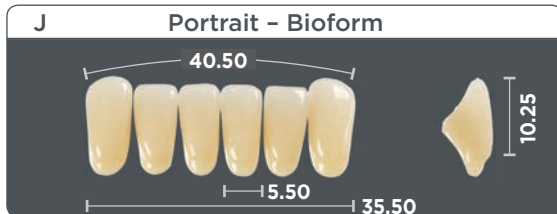
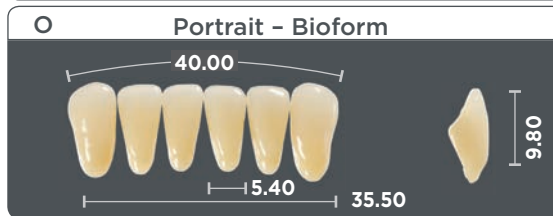
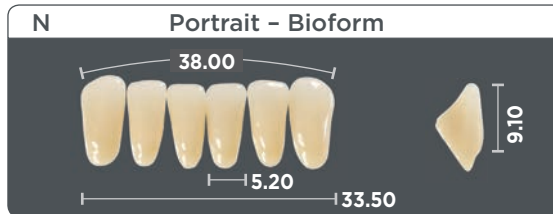
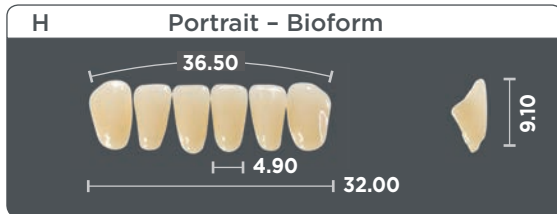
Portrait® IPN®

Available in 24 shades and 3 bleach shades

Bioform® IPN®

Available in 24 shades

Anteriors Mandibular



Portrait® IPN®

Available in 24 shades and 3 bleach shades

Bioform® IPN®

Available in 24 shades

Anteriors Mandibular



IPN® teeth have a versatile combination of aesthetics, function and performance.



Portrait® IPN®

Available in 24 shades and 3 bleach shades

Posterior Teeth

Portrait® IPN® 0° Posteriors

Offer minimal interference in lateral excursions. Specially contoured occlusal surfaces of interacting ridges and clearance spaces enhance chewing efficiency and help prevent food packing.

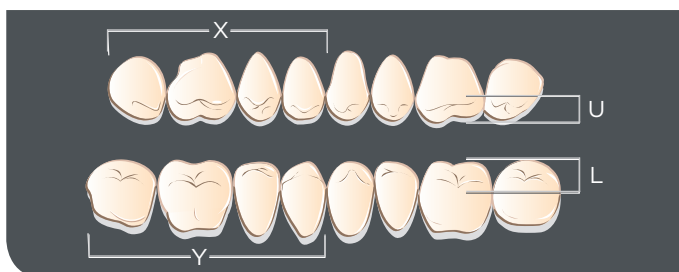
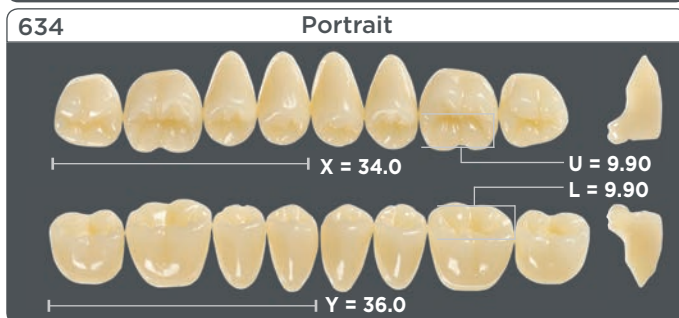
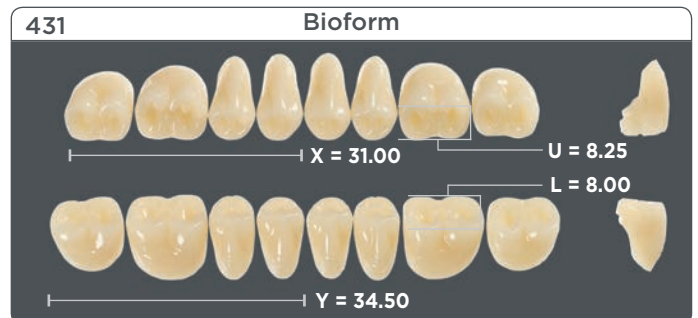
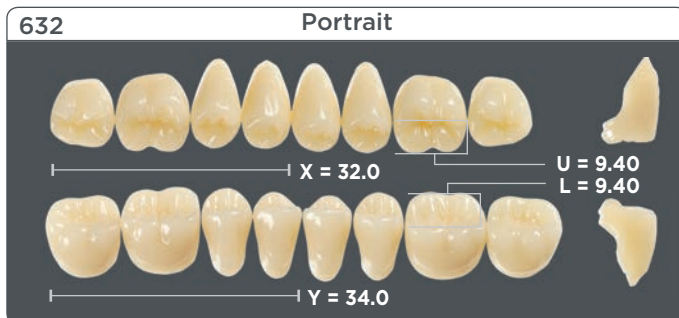
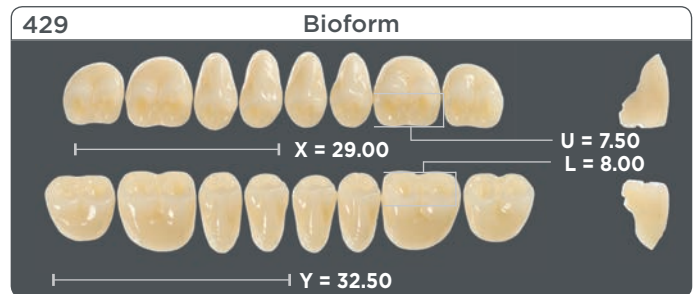
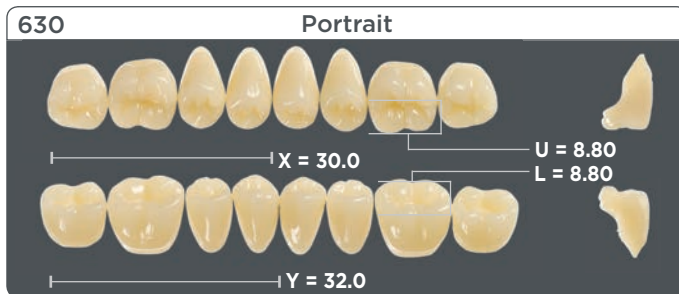
Bioform® IPN

Available in 24 shades

Posterior Teeth

Bioform® IPN® 0° Posteriors

Give the illusion of anatomical teeth. Unique buccal carvings simulate natural anatomy for superior aesthetics in a flat plane design.



SHADE AVAILABILITY

KEY

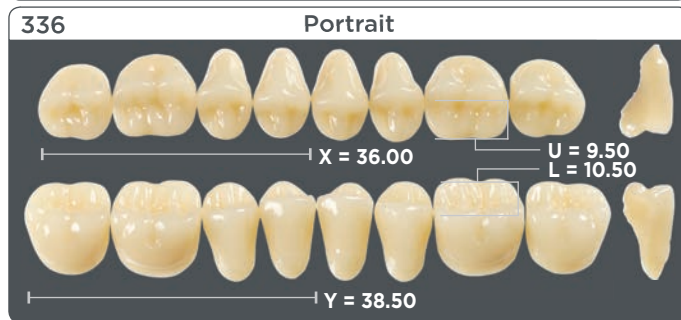
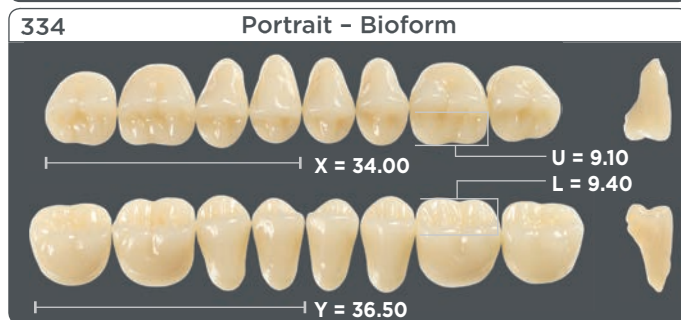
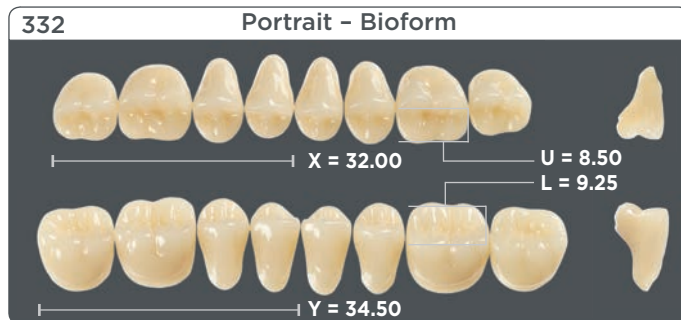
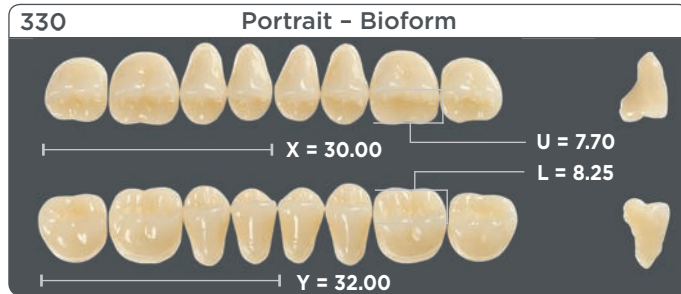
Portrait IPN available in all 24 + 3 shades, Bioform IPN check mould/shade availability on page 19.

X = The average width of a 1x4 set of maxillary posteriors
Y = The average width of a 1x4 set of mandibular posteriors
U = The average depth of the maxillary left first molar
L = The average depth of the mandibular left first molar

ISO 22112: 2017. Processing instructions available upon request.

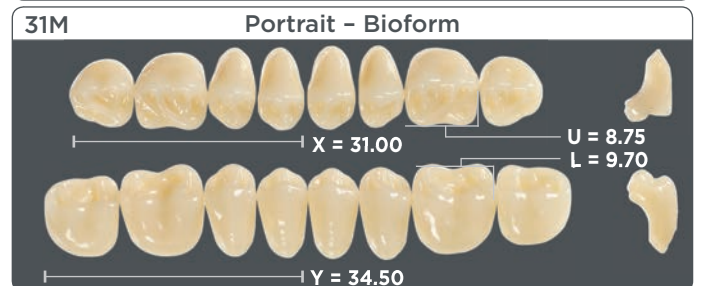
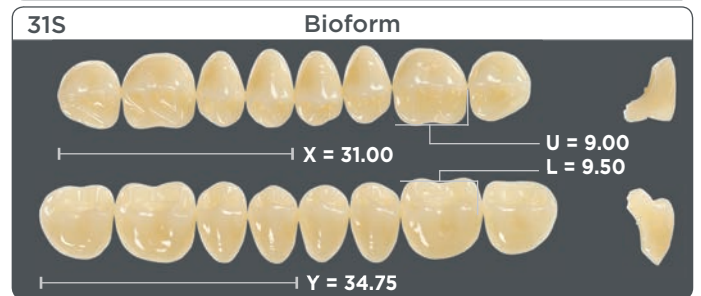
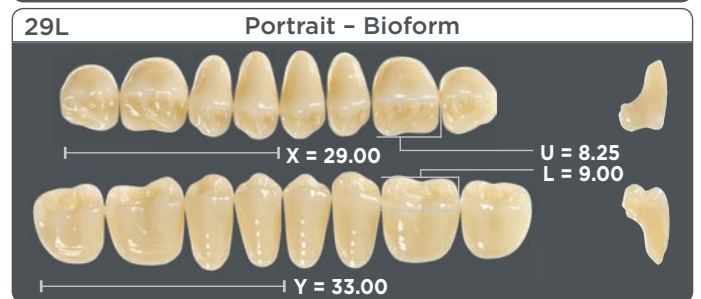
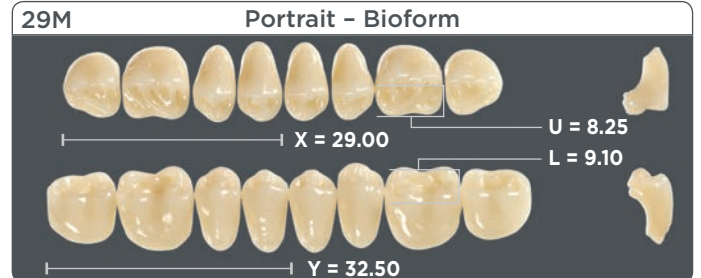
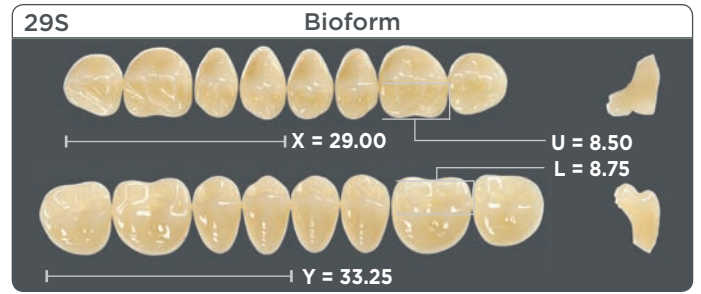
Portrait® IPN® 10° Posteriors / Bioform® IPN® 10° Posteriors

Provide the look of well-worn natural teeth. Shallow cusps minimize interference, yet provide a definite centric. In occlusion, the upper lingual cusps align to form an exceptionally efficient "lingual cutting knife."



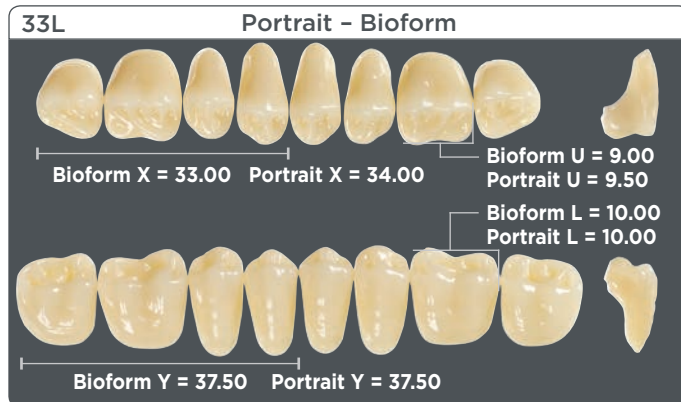
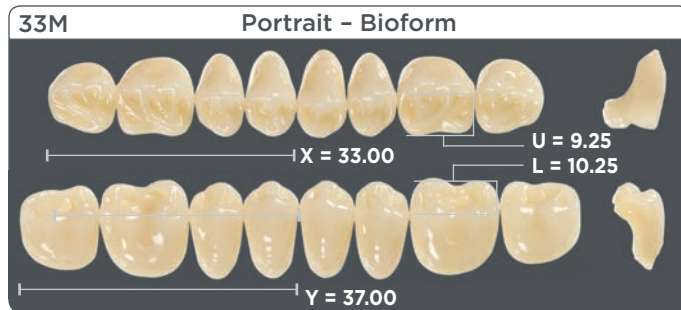
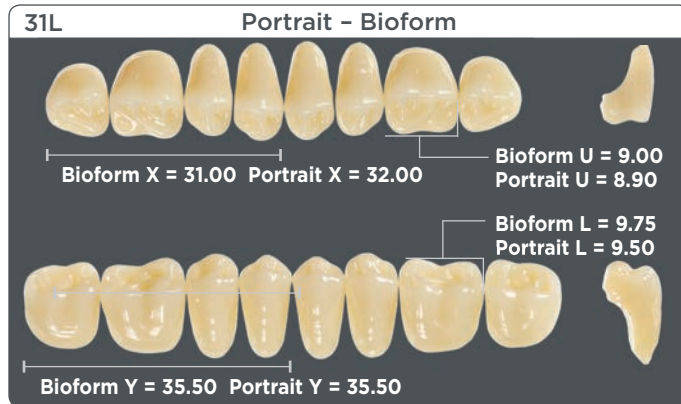
Portrait® IPN® 20° Posteriors / Bioform® IPN® 20° Posteriors

Shallow 20° cusps offer minimal interference in lateral excursions. Specially contoured occlusal surfaces of interacting ridges and clearance spaces enhance chewing efficiency and help prevent food packing.



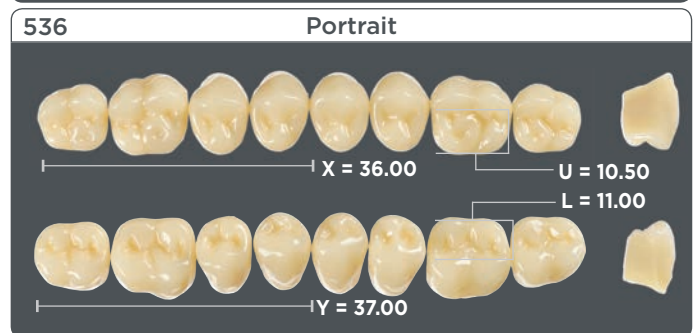
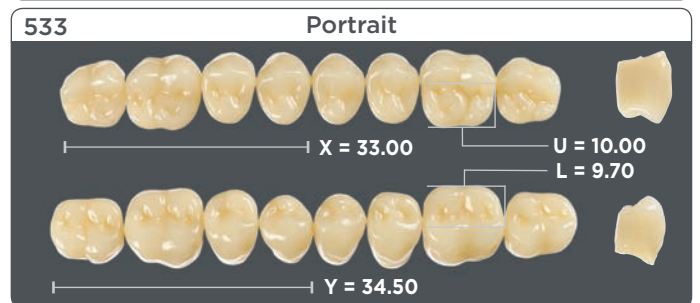
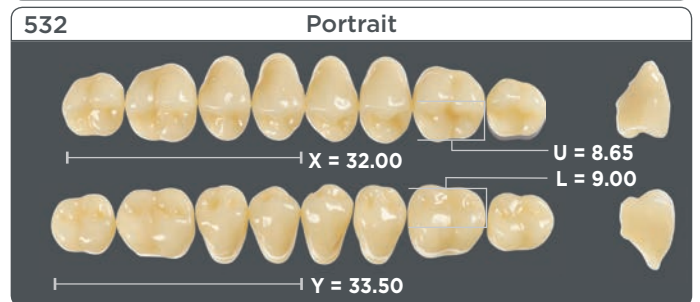
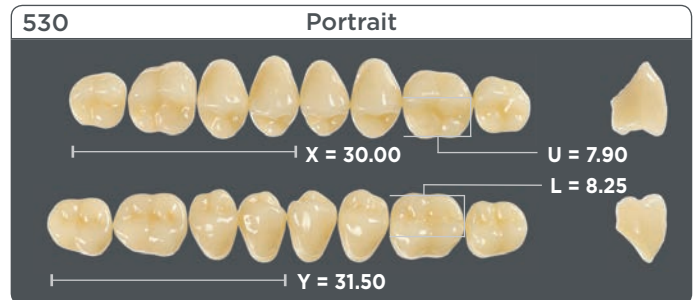
Portrait® IPN® 20° Posteriors / Bioform® IPN® 20° Posteriors

Shallow 20° cusps offer minimal interference in lateral excursions. Specially contoured occlusal surfaces of interacting ridges and clearance spaces enhance chewing efficiency and help prevent food packing.



Portrait® IPN® 22° Posteriors

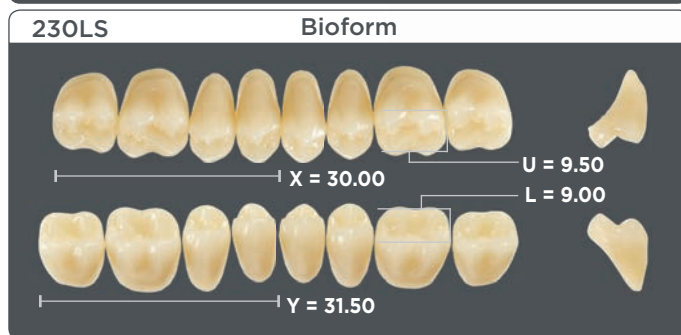
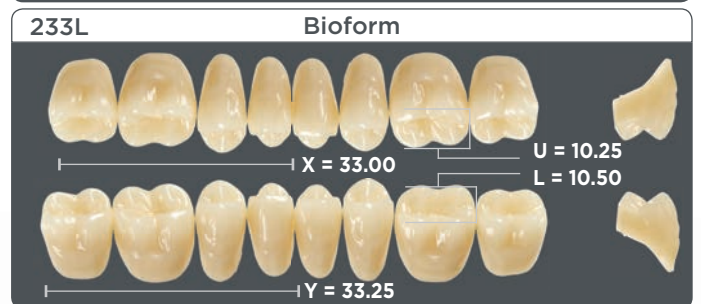
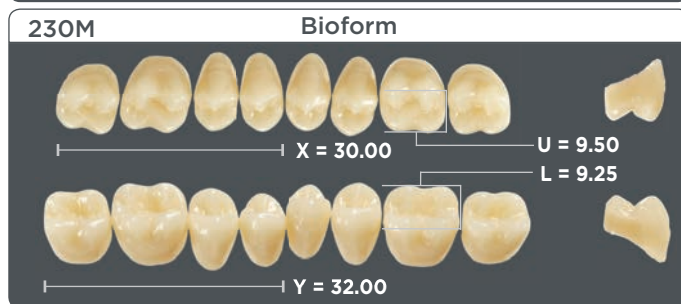
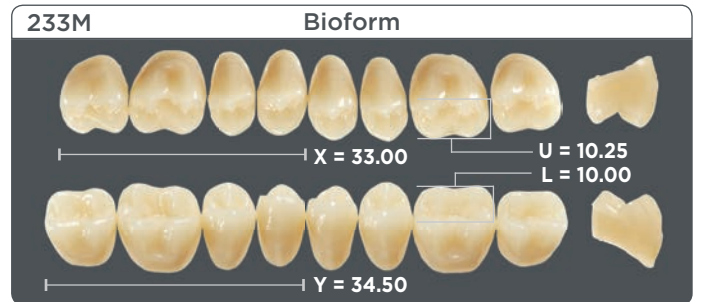
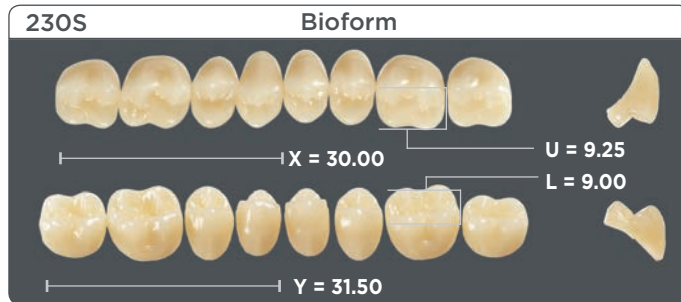
Aesthetically and functionally suited for complete and partial dentures. Shallow non-interfering cusps facilitate freedom in all excursions.



All dimensions in mm.
Images scaled to size.

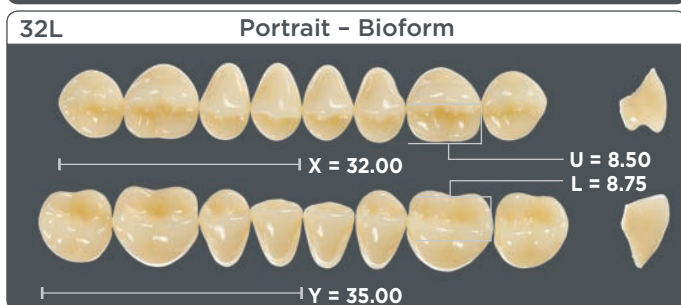
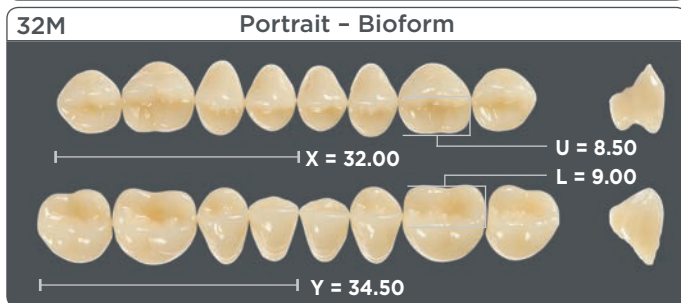
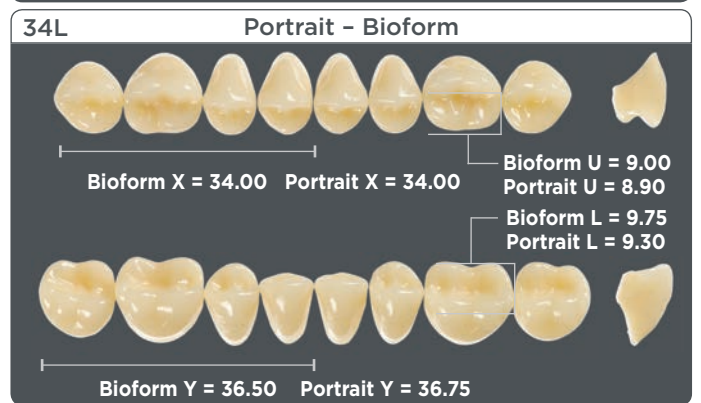
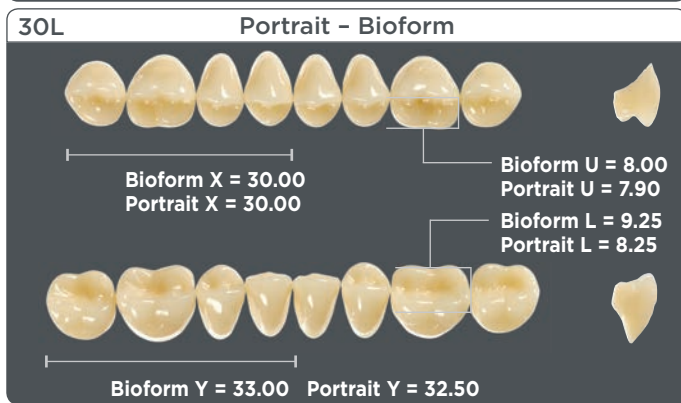
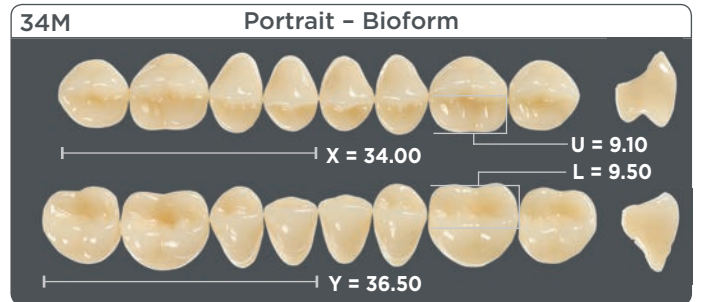
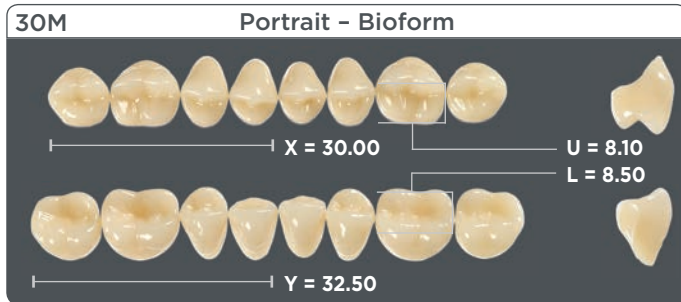
Bioform® IPN® 30° Posteriors

Designed and carved for maximum chewing efficiency and easy set-up. In a natural smile, the upper premolars slope inward from the gingival to the occlusal. The Pilkington-Turner® design simulates this valuable aesthetic consideration.



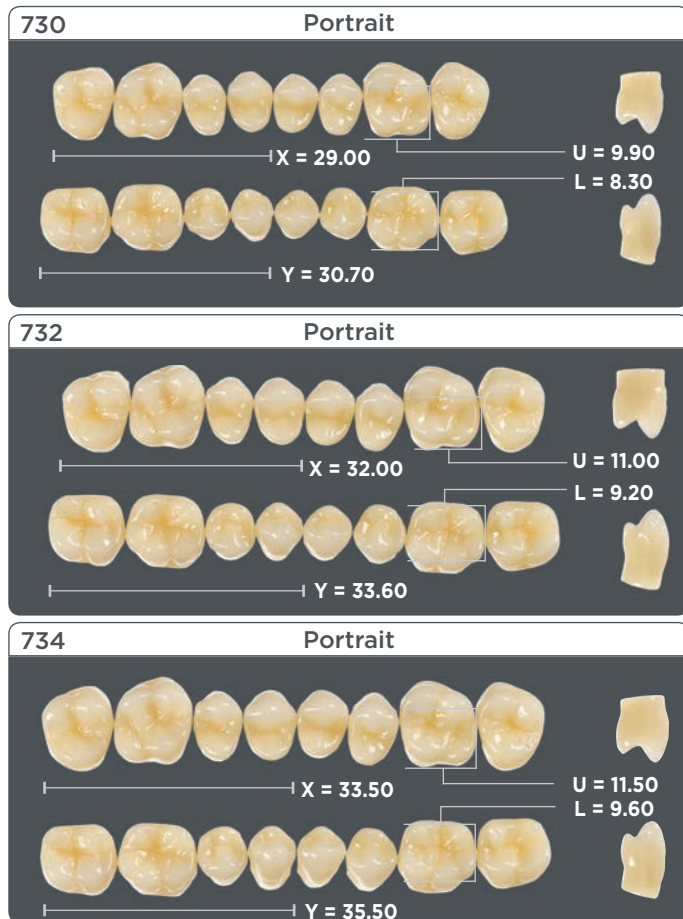
Portrait® IPN® 33° Posteriors / Bioform® IPN® 33° Posteriors

Fully anatomical with natural cusp contours.
Ideal for complete and partial dentures which occlude
with well-developed natural teeth.



Portrait® IPN® 40° Posteriors

EuroLine IPN 40° posteriors are German designed with a natural-looking “young” occlusal pattern, wide food table and long crown form. Using 30° incisal and condylar guidance settings, they can be arranged for maximum efficiency, aesthetics and integration in full, partial or combination cases.



Another Life
Transformed

Denture Base

It's more than a good combination; it's a total solution. Dentsply Sirona offers the complete solution for all of your denture needs. Complement Portrait IPN teeth with Lucitone® denture base acrylics. Lucitone® 199 has over 40 years of clinical success. Lucitone® HIPA is the first pour acrylic to meet both ISO standards for improved impact resistance¹ delivering high strength and color stability.

Lucitone 199® Denture Base Resin

Lucitone 199 is the premium compression packing choice for both tissue and implant-supported full and partial dentures. It offers outstanding aesthetics, high impact resistance, and superb flexural strength.

- Denture base acrylic with over 40 years of clinical success
- Industry benchmark for high strength and impact resistance
- Lower residual monomer and porosity
- Lifelike aesthetics with special fibers and balanced translucency to replicate natural gingiva
- Available in four shades: original, light, light reddish pink and dark pink

Digital Dentures. The upgrade you've been waiting for.

Dentsply Sirona has partnered with AvaDent® to bring you digital dentures that have improved the process of making dentures, offering exceptional quality and a simplified process with fewer adjustments and remakes. Whether you prefer to scan and mill in your lab, or scan and let us take care of the rest, you can count on a more efficient workflow and new business that will breathe new life into your lab.

- Provides the ultimate in Dentsply Sirona materials and aesthetics
- The Dentsply Sirona Digital Dentures are designed by AvaDent to your specifications
- In-lab milled dentures require a 5-axis milling machine. Dentsply Sirona promotes open solutions and has prepared user guides for a variety of scanners and 5-axis milling machines to assist you in getting started with in-lab milled dentures.
- Each denture also comes with a Teeth Forever® Card. This provides access to a permanent record of the final denture case design

Lucitone® HIPA High Impact Pour Acrylic

The first high impact pour acrylic for improved durability, this pourable denture base material is designed for use in fabrication, repair, rebasing, or relining of full and partial dentures including implant overdentures or other dental appliances.

- 200% stronger than other pourable acrylics¹
- Faster processing times of a pour acrylic
- 21% savings in hands-on working time vs. heat cure¹
- Color stability
- Accurate fit to model
- Excellent bonding to IPN® teeth
- Available in 5 shades: original, light, light reddish pink, original opaque and dark pink





Smart Cabinet Technology

Simplify your inventory management. Scan barcode and reorder Dentsply Sirona teeth through your preferred distributor on a mobile device. Download the app today. You can now scan your cabinet and reorder Dentsply Sirona tooth cards with ease.



Scan Order

Quickly scan barcodes in your tooth cabinets to reorder Dentsply Sirona tooth stock with the push of a button.



Notification

Receive exclusive promotions through this portal as well as updates and news. Check back often for the latest notifications.



Order History

Review orders submitted through the Lab Smarter® app. See past orders down to the mould and shade. Past orders can be printed for your records.



How it works

Step-by-step instructions for using the app.



Contact my Dentsply Sirona Representative

A digital business card to call, text or email your local Dentsply Sirona sales representative.

Take control of your tooth stock in 3 easy steps:

1. Download

Go to iTunes or Google Play and download the Lab Smarter App on your iPhone or Android device.

2. Sign up

Complete the one-time registration and wait for the email confirmation. Sign into the app using your user name and password.

- a) If you are a Dentsply Sirona distributor, check the box at the bottom to gain access to the customer management mode.

3. Snap. Tap. Smile.

Now scan your cabinet and reorder Dentsply Sirona teeth through your preferred dealer.



Google Play is a trademark of Google Inc. iPhone and iPad are registered trademarks of Apple Inc. App Store is a service mark of Apple Inc.

Combination Table

Select maxillary anterior mould form, and use table to determine recommended mandibular anterior and posterior options.

Portrait® IPN® and Bioform® IPN® Anteriors		Portrait® IPN® and Bioform® IPN® Posteriors Moulds							
		Non-Anatomical		Semi-Anatomical			Anatomical		
Anterior Upper Mould No.	Articulates – With Anterior Lower	Portrait IPN 0°	Bioform IPN 0° Monoline	Portrait IPN 10°/ Bioform IPN Anatoline	Portrait IPN/ Bioform IPN 20°	Portrait IPN 22°	Bioform IPN PT 30°	Portrait IPN/ Bioform IPN 33°	Portrait IPN 40° EuroLine
11G	R	632	433	332	33M	532	233L	32L	732
11H	S, W	634	433	334, 336I	33M, 35M1	533, 536	233M, 233L	34M	734
12E	M, N	632	431	332	31M	532	230L, 233M	32L	732
12F	N	632	431	332	31M, 31L	532	233M	32L	732
12G	G, R, V	634	433	334	33M	533	233M	34M	734
13D	B, C	630	431	330	31S, 31M	530	230M	30L, 30LS	730
13E	H	630	431	330	31M	530	230L	30L	730
21C	C	630	429	330	29M, 29L	530	230L	30L	730
21D	F	630	429	330	29L	530	230L	30L	730
21E	O	632	431	332	31L, 33L	532	233L	32L	732
21F	L	632	431	332	31M, 31L	532	230L	30L	732
21G	W	634	433	334	33L	533	233L	34L	734
21J	I, K1, Rx	634	433	334, 336	33M, 35M	533, 536	233M, 233L	34L	734
21X	P	632	431	332	31M	532	233M	32M	732
22C	C	630	429	330	29M	530	230M	30M	730
22E	H	630	429	330	29L	530	230L	30L	730
22G	O, P	632	431	332	31M	532	233M	32M	732
22H	P	634	433	334	33M	533	233L	34L	734
24F	F, G, H	632	431	332	31M	532	230L	32L	732
25G	R	634	433	334	33M	533	233M	34L	734
31F	J, O, P, S	632	433	332	31L, 33L	532	233L	32L	732
32B	C	630	429	330	29M	530	230M	30M	730
32E	H	632	431	332	31M	532	230M	32M	732
32G	S	634	433	334	33M	533	233M	34L	734
35E	G	632	431	332	31M, 31L	532	230L	30L	732
36F	N, X	632	433	332	33M	532	233M	32L	732
41J ²	I, K1, Rx	634	433	336	35M	536	233L	34L	734
42D	F	630	429	330	29M, 29L	530	230L	30L	730
42F	H	632	431	332	31M	532	230L	32L	732
42G	O, P	632	431	332	31M, 33M	532	233M	32M	732
43D	C	630	429	330	29M, 29L	530	230L	30L	730
43F	M, N, X	632	431	332	31M	532	230L	32M	732
45F	J, O	632	431	332	31L	532	233M	32L	732
45H	R, V	634	433	334	33M	533	233L	34L	734
52C	C, D	630	429	330	29M	530	230M	30M	730
54F	J, N	632	431	332	31L	532	230L	32L	732
55D	E	630	429	330	29M	530	230M	30M	730
55F	M	632	431	332	31M	532	230L	32L	732
56G	P, V	632	433	332	31M, 33M	533	233M	32M	732
62D	F	630	429	330	29L	530	230L	30L	730
62E	F	630	431	330	31M, 31L	530	230L	30L	730
62G	K1, R, Rx	634	433	334, 336	33M, 35M	533	233L	34L	734
65G	J, O	634	433	334	33M	533	233M	34L	734
65H	S, U	634	433	334	33M, 33L	533	233M, 233L	32L	734
74E	L	630	429	330	29M, 29L	530	230L	30L	730
74H	K1	634	433	334, 336	33M, 33L	533	233L	34L	734
75E	N	630	429	330	29L	530	230L	30L	730
75G	R, V	632	431	332	31M	532	230L	32L	732
76D	C	630	429	330	29M	530	230M	30M	730
A84	N	632	431	332	31M	532	230L	32L	732

¹Indicated for upper denture combinations only. ²Softening the canine cusps may yield the best aesthetic results for certain posteriors.